




Cable Shelving System 3.0 mm Wall Mounted Installing Instruction - for CF3 System



1. Find the right position on wall and drill the hole for plastic plug and screw .
2. Using plastic plug and screw to fix the CF3-01 on wall .
3. Fix the CF3-02 on wall .
4. Fix the 3.0 mm cable from CF3-01 to CF3-02 .



- 5 -6 , Fix the wall on CF3-03 on cable .
- 7-8, Fix the glass shelving by using CHS or CHD .